

Match Statistics

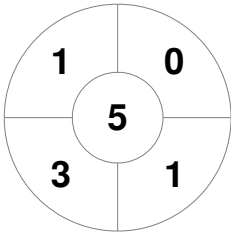
| Match # | Date | Time | Pool / Class | Pitch |
|---------|-------------|-------|--------------|---------|
| 27 | 13 Oct 2024 | 11:20 | Pos 3/4 | Pitch 1 |

| | | | |
|------------|--|--|--|
| Townsville | | | |
| GK Subs | | | |

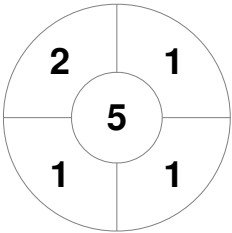
| Official | 1 | 2 | 3 | 4 | T |
|----------|---|---|---|---|---|
| TOWNS | 0 | 0 | 0 | 0 | 0 |
| MARY | 0 | 0 | 2 | 0 | 2 |

| | | | |
|-------------|--|--|--|
| Maryborough | | | |
| GK Subs | | | |

Penalty Corners



TOWNS



MARY



TOWNS



MARY

Circle Entries



TOWNS



MARY

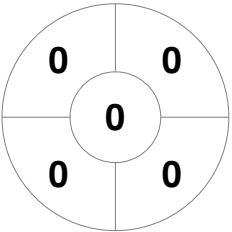


TOWNS



MARY

Shots on Target



TOWNS



MARY

Possession %

