

Match Statistics

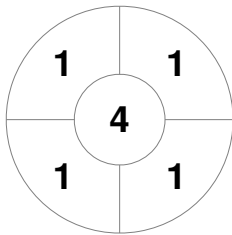
| | | | | |
|---------|-------------|-------|--------------|---------|
| Match # | Date | Time | Pool / Class | Pitch |
| 19 | 11 Dec 2023 | 15:30 | Pool B | Pitch 1 |

| | | | |
|----------------|--|--|--|
| Ipswich | | | |
| GK Subs | | | |

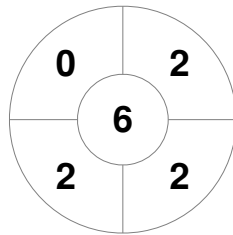
| | | | | | |
|----------|---|---|---|---|---|
| Official | 1 | 2 | 3 | 4 | T |
| IPS | 0 | 0 | 0 | 0 | 0 |
| VIPERS 1 | 0 | 0 | 0 | 1 | 1 |

| | | | |
|-----------------|--|--|--|
| Vipers 1 | | | |
| GK Subs | | | |

Penalty Corners



IPS



VIPERS 1



IPS



VIPERS 1

Shots



IPS



VIPERS 1

Shots on Target

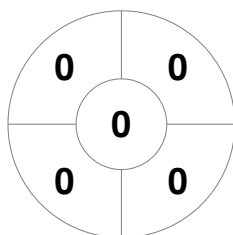


IPS

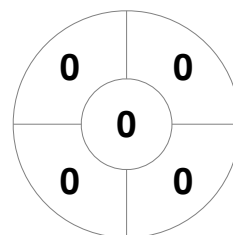


VIPERS 1

Possession %



IPS



VIPERS 1

